

ZENNER FHZ Fire Hydrant Meters

3" Models FHZ20, FHZ25 and FHZ30

INTRODUCTION: FHZ Fire Hydrant Meters are designed to measure a wide variety of cold potable water flows from fire hydrants where flows are in one direction. These Meters are light weight portable units designed for temporary installations.

OPERATION: Water flows through the turbine section causing the rotor to turn proportionately to the quantity of water flowing through the meter. A drive magnet transmits the motion of the rotor to a driven magnet located within the hermetically sealed register. The magnet is connected to a gear train which translates the rotations into volume totalization displayed on the register dial face. The only moving parts in the meter are the rotor assembly and vertical shaft .

CONSTRUCTION: FHZ Fire Hydrant Meters consist of several basic components: light weight aluminum main case, turbine type measuring element assembly, sealed register, aluminum cover plate, stainless steel hardware, brass lid assembly, aluminum or brass swivel and nipple, aluminum or stainless steel handles, etc. The measuring element assembly includes the rotor assembly, vertical shaft and a calibration vane which eliminates the need for calibration change gears.

RESTRICTOR PLATE: The standard FHZ25 Fire Hydrant Meter has a permanent flow restrictor machined into the main case. This limits the maximum flow of water through the meter and provides protection for the measuring element from being overrun when the meter discharges. The restrictor plate may be enlarged for specific utility requirements.

MAINTENANCE: FHZ Fire Hydrant Meters are engineered and manufactured to provide long-term service and operate virtually maintenance free. If maintenance is necessary the measuring element can be removed from the main case.

CONFORMANCE: FHZ Fire Hydrant Meters are tested and comply with AWWA C701 Class II performance standards. These Meters comply with the lead-free provisions of the Safe Drinking Water Act and are certified to NSF/ANSI Standards 61 and 372.


STRAINERS: FHZ Fire Hydrant Meters come with an inlet strainer built into the Swivel.

CONNECTIONS: FHZ Fire Hydrant Meters are typically configured with bronze connections, although aluminum connections are available.

OPTIONS: Gate Valves, check valves, reduced pressure backflow preventers, locking devices, special order connections, stainless steel double handles, pistol grip handles, "add-on" restrictor plates and stands.



FHZ25S**
Stainless Steel Double
Strap Handle



FHZ25S-GV**
Configured with 2-1/2" Gate Valve

MODEL		FHZ20#**	FHZ20#** -GV	FHZ20#** -W975	FHZ25#**	FHZ25#** -GV	FHZ30#**	FHZ30#** -GV	FHZ30#** -CV
Flow Rate Maximum Intermittent	USGPM	600	600	250	600	600	600	600	500
Maximum Continuous	USGPM	500	500	160	500	500	500	500	400
Optimum Operating Flow Range	USGPM	3 - 350	3 - 350	3 - 250	3 - 350	3 - 350	3 - 350	3 - 350	3 - 350
Low Flow rate	USGPM	2-1/2	2-1/2	2-1/2	2-1/2	2-1/2	2-1/2	2-1/2	2-1/2
Maximum Working Pressure	P.S.I.	175	175	175	175	175	175	175	175
Maximum Temperature	Deg. F	140	140	140	140	140	140	140	140
Length	Inches	15	19	27	15	20	15	21	17
Weight	Pounds	17	22	46	17	23	17	25	20

FHZ Housing Configurations:

- FHZ20: 2-1/2" FIPT Inlet x 2" FIPT Outlet (For applications with attached RPZ Backflow device)
- FHZ25: 2-1/2" FIPT Inlet x 2-1/2" FIPT Outlet with machined in Restrictor (Standard Configuration)
- FHZ30: 3" FIPT Inlet x 3" FIPT Outlet (For higher flow applications)

FHZ Handle Options:

- FHZ20S / FHZ25S / FHZ30S: Stainless Steel Double Handles
- FHZ20P / FHZ25P / FHZ30P: Padlock Single Aluminum Handle
- FHZ20B / FHZ25B / FHZ30B: Barrel Lock Single Aluminum Handle
- FHZ20N / FHZ25N / FHZ30N: No Handles

FHZ Optional Outlet Configurations:

- FHZ20#**-GV with 2" Gate Valve
- FHZ20#**-W975 with Zurn Wilkins 2" 975LXL Dual Check RPZ Backflow Assembly, 2" Gate Valve and Stand
- FHZ25#**-GV with 2-1/2" Gate Valve
- FHZ30#**-GV with 2-1/2" Gate Valve
- FHZ30#**-CV with NC2530B-CV Check Valve Assembly
- FHZ30#**-GVCV with 3" Gate Valve and NC2530B-CV Check Valve Assembly




FHZ25P**
Padlock Single Handle



FHZ25S**




FHZ25B**
Barrel Lock Single Handle




FHZ30S-CV**
Configured with NC2530B-CV
Check Valve Assembly



FHZ20S-W975**
Configured with Dual Check RPZ
Backflow Preventer and Stand



FHZ20S-GV**
Configured with 2" Gate Valve



FHZ30S-GVCV**
Configured with 3" Gate Valve and
NC2530B-CV Check Valve Assembly