

ZENNER Performance Fire Hydrant Meters

3" Model FHP

U.S.A. Patent

INTRODUCTION: ZENNER Performance Hydrant Meters are designed to measure a wide variety of cold potable water flows from fire hydrants where flows are in one direction. These Meters are light weight portable units designed for temporary installations.

OPERATION: Water flows through the turbine section causing the rotor to turn proportionately to the quantity of water flowing through the meter. A drive magnet transmits the motion of the rotor to a driven magnet located within the hermetically sealed register. The magnet is connected to a gear train which translates the rotations into volume totalization displayed on the register dial face. The only moving parts in the meter are the rotor assembly and vertical shaft .

CONSTRUCTION: ZENNER Performance Hydrant Meters consist of several basic components: light weight aluminum main case, turbine type measuring element assembly, sealed register, aluminum cover plate, stainless steel hardware, brass lid assembly, aluminum or brass swivel and nipple, aluminum or stainless steel handles, etc. The measuring element assembly includes the rotor assembly, vertical shaft and a calibration vane which eliminates the need for calibration change gears.

RESTRICTOR PLATE: The standard ZENNER Performance Hydrant Meter (FHP25) has a permanent flow restrictor machined into the main case. This limits the maximum flow of water through the meter and provides protection for the measuring element from being overrun when the meter discharges. The restrictor plate may be enlarged for specific utility requirements.


MAINTENANCE: ZENNER Performance Hydrant Meters are engineered and manufactured to provide long-term service and operate virtually maintenance free. If maintenance is necessary the measuring element can be removed from the main case.

CONFORMANCE: ZENNER Performance Hydrant Meters are tested and comply with AWWA C701 Class II performance standards.

STRAINERS: ZENNER Performance Hydrant Meters come standard with a large built-in 54 square inch Z-plate strainer.

CONNECTIONS: ZENNER Performance Hydrant Meters are typically configured with bronze connections, although aluminum connections are available.

OPTIONS: Gate Valves, check valves, locking devices, special order connections, aluminum double handles, stainless steel double handles, pistol grip handles, "add-on" restrictor plates and stands.




FHP25D

ZENNER USA

15280 Addison Rd #100, Addison, TX 75001, (972) 386-6611, Fax (972) 386-1814
www.zennerusa.com

MODEL		FHP25
SIZE		3"
Flow Rate Maximum Intermittent	USGPM	600
Maximum Continuous	USGPM	500
Optimum Operating Flow Range	USGPM	3 - 500
Low Flow rate	USGPM	2-1/2
Maximum Working Pressure	P.S.I.	150
Maximum Temperature	Deg. F	140
Length	Inches	17
Length (with 2-1/2" Gate Valve)	Inches	22
Weight	Pounds	28
Weight (with 2-1/2" Gate Valve)	Pounds	35




FHP25D-GV**

FHP Housing Configurations

FHP25: 2-1/2" FIPT Inlet x 2-1/2" FIPT Outlet with Restrictor on Outlet Port

FHP Handle Options:

- 1) FHP25D: Double Handles, Aluminum
- 2) FHP25S: Double Handles, Stainless Steel, Strap
- 3) FHP25P: Single Handle, Padlock
- 4) FHP25B: Single Handle, Barrel Lock
- 5) FHP25N: No Handles



FHP25S



FHP25D



**Large Built-in
Z-Plate Strainer**



FHP25B

ZENNER USA

15280 Addison Rd #100, Addison, TX 75001, (972) 386-6611, Fax (972) 386-1814
www.zennerusa.com